

Major Target: Waste

To encourage less single use plastics in our school




We will:

Encourage all students to use a recyclable water bottle.

Complete an audit at the beginning, middle and end of the year.

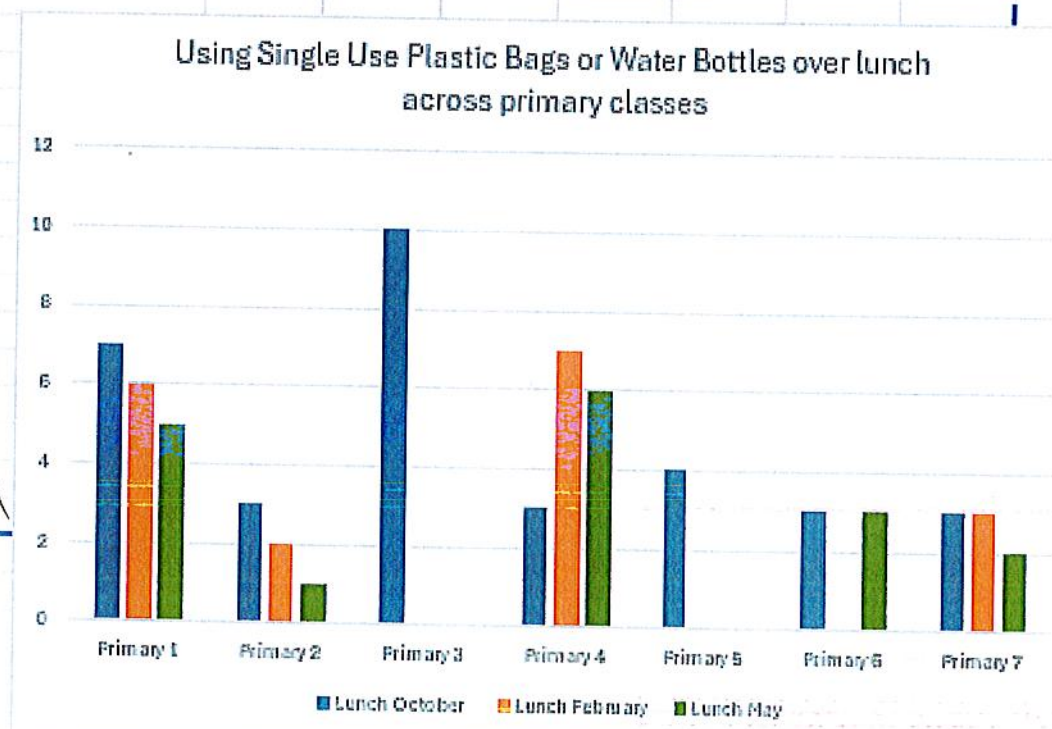
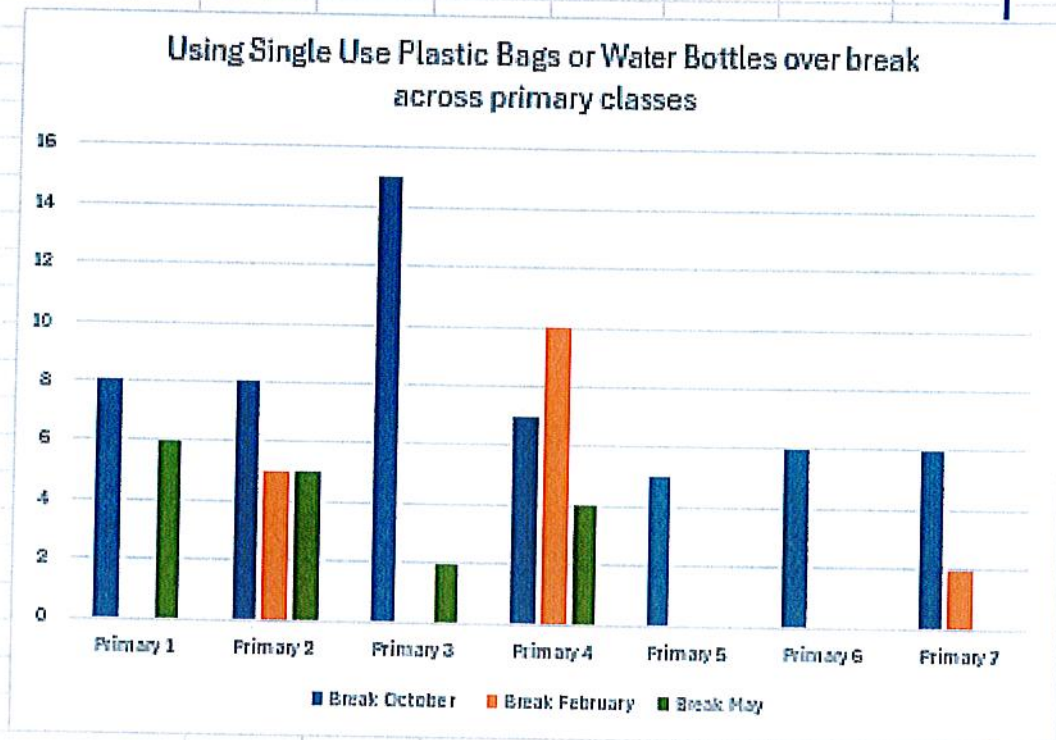
Encourage all children to bring snacks and lunch to school in reusable plastic containers.



| Class: Yearly Audit | Using Single Use Plastic Bags or Water Bottles | | | | | | | | |
|---------------------|--|----------|-----|---------|----------|-----|---------|----------|-----|
| | Break | | | | Lunch | | | | |
| | October | February | May | October | February | May | October | February | May |
| Primary 1 | 8 | 0 | 6 | 7 | 6 | 5 | 7 | 6 | 5 |
| Primary 2 | 8 | 5 | 5 | 3 | 2 | 1 | 3 | 2 | 1 |
| Primary 3 | 15 | 0 | 2 | 10 | 0 | 0 | 10 | 0 | 0 |
| Primary 4 | 7 | 10 | 4 | 3 | 7 | 6 | 3 | 7 | 6 |
| Primary 5 | 5 | 0 | 0 | 4 | 0 | 0 | 4 | 0 | 0 |
| Primary 6 | 6 | 0 | 0 | 3 | 0 | 3 | 3 | 0 | 3 |
| Primary 7 | 6 | 2 | 0 | 3 | 3 | 2 | 3 | 3 | 2 |

| Class: Yearly Audit | Reusable Plastic Bags or Water Bottles | | | | | | |
|---------------------|--|----------|-----|---------|----------|-----|-----|
| | Break | | | Lunch | | | |
| | October | February | May | October | February | May | May |
| Primary 1 | 6 | 0 | 15 | 5 | 6 | | 4 |
| Primary 2 | 7 | 12 | 13 | 5 | 8 | | 8 |
| Primary 3 | 4 | 0 | 13 | 0 | 0 | | 3 |
| Primary 4 | 10 | 12 | 10 | 5 | 9 | | 6 |
| Primary 5 | 10 | 10 | 5 | 0 | 0 | | 3 |
| Primary 6 | 0 | 0 | 0 | 0 | 0 | | 6 |
| Primary 7 | 4 | 7 | 0 | 2 | 4 | | 3 |

| | Using Single Use Plastic Bags or Water Bottles | | | | | |
|-----------|--|----------|-----|---------|----------|-----|
| | Break | | | Lunch | | |
| | October | February | May | October | February | May |
| Primary 1 | 8 | 0 | 6 | 7 | 6 | 5 |
| Primary 2 | 8 | 5 | 5 | 3 | 2 | 1 |
| Primary 3 | 15 | 0 | 2 | 10 | 0 | 0 |
| Primary 4 | 7 | 10 | 4 | 3 | 7 | 6 |
| Primary 5 | 5 | 0 | 0 | 4 | 0 | 0 |
| Primary 6 | 6 | 0 | 0 | 3 | 0 | 3 |
| Primary 7 | 6 | 2 | 0 | 3 | 3 | 2 |



Our table shows the usage of single use plastics or water bottles during break and lunch time across three different months: October, February and May.

Break time:

Primary 1 : Usage decreased from 8 in October to 0 in February and increased to 6 in May.

Primary 2: Usage decreased slightly from 8 in October to 5 in February and remained at 5 in May.

Primary 3: Usage significantly decreased from 15 in October to 0 in February and increased to 2 in May.

Primary 4: Usage increased from 7 in October to 10 in February and decreased to 4 in May.

Primary 5: Usage decreased from 5 in October to 0 in February and remained at 0 in May.

Primary 6: Usage decreased from 6 in October to 0 in February and remained at 0 in May.

Primary 7: Usage decreased from 6 in October to 2 in February and dropped further to 0 in May.

Lunch Time:

Primary 1 : Usage decreased from 7 in October to 6 in February and decreased further to 5 in May.

Primary 2: Usage decreased from 3 in October to 2 in February and decreased further to 1 in May.

Primary 3: Usage decreased from 10 in October to 0 in February and remained at 0 in May.

Primary 4: Usage increased from 3 in October to 7 in February and decreased to 6 in May.

Primary 5: Usage decreased from 4 in October to 0 in February and remained at 0 in May.

Primary 6: Usage decreased from 3 in October to 0 in February and increased back to 3 in May.

Primary 7: Usage remained consistent from October to February at 3, then decreased to 2 in May.

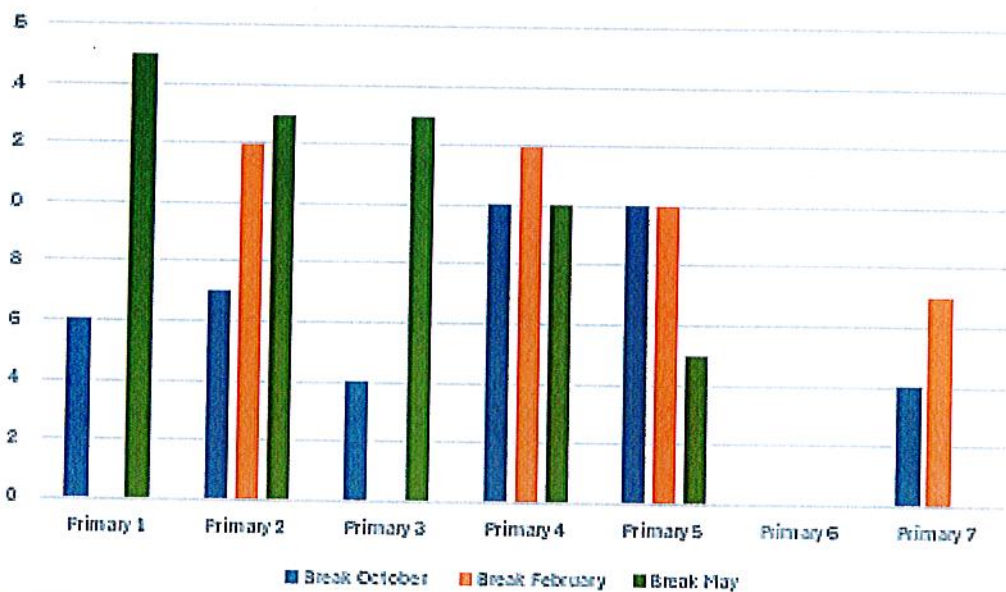
Overall Trends:

There is a general trend of reduced usage of single use plastic bags and water bottles from October to May for most classes. A few classes showed an increase in February, such as Primary 4 during break and lunch times.

By May most classes had significantly reduced or eliminated their use of single use plastics, particularly noticeable in Primary 3, Primary 5 and Primary 6.

| | Reusable Plastic Bags or Water Bottles | | | | | |
|-----------|--|----------|-----|---------|----------|-----|
| | Break | | | Lunch | | |
| | October | February | May | October | February | May |
| Primary 1 | 6 | 0 | 15 | 5 | 6 | 4 |
| Primary 2 | 7 | 12 | 13 | 5 | 8 | 8 |
| Primary 3 | 4 | 0 | 13 | 0 | 0 | 3 |
| Primary 4 | 10 | 12 | 10 | 5 | 9 | 6 |
| Primary 5 | 10 | 10 | 5 | 0 | 0 | 3 |
| Primary 6 | 0 | 0 | 0 | 0 | 0 | 6 |
| Primary 7 | 4 | 7 | 0 | 2 | 4 | 3 |

Reusable Plastic Bags or Water Bottles over break across primary classes



Reusable Plastic Bags or Water Bottles over lunch across primary classes



Our table shows the usage of reusable plastics or water bottles during break and lunch time across three different months: October, February and May.

Break time:

Primary 1 : Usage decreased from 6 in October to 0 in February and increased significantly to 15 in May.

Primary 2: Usage increased from 7 in October to 12 in February and increased slightly to 13 in May.

Primary 3: Usage decreased from 4 in October to 0 in February and increased significantly to 13 in May.

Primary 4: Usage increased from 10 in October to 12 in February and returned to 10 in May.

Primary 5: Usage remained consistent at 10 in October and February and decreased to 5 in May.

Primary 6: No usage recorded for October, February or May.

Primary 7: Usage increased from 4 in October to 7 in February and dropped to 0 in May.

Lunch Time:

Primary 1 : Usage remained fairly consistent starting at 5 in October, increasing to 6 in February and decreasing to 4 in May.

Primary 2: Usage increased from 5 in October to 8 in February and remained at 8 in May.

Primary 3: No Usage recorded in October and February, then increased to 3 in May.

Primary 4: Usage increased from 5 in October to 9 in February and decreased to 6 in May.

Primary 5: No Usage recorded in October and February and increased to 6 in May.

Primary 6: No Usage recorded in October and February and increased to 3 in May.

Primary 7: Usage increased from 2 in October to 4 in February and then decreased to 3 in May.

Overall Trends:

Several classes showed an increase in the use of reusable plastic bags or water bottles by May, such as Primary 1, Primary 2 and Primary 3 during break times.

Some classes had no usage recorded during specific months but then showed an increase by May, particularly noticeable for Primary 6 during Lunch.

A few classes demonstrated a consistent or increased usage throughout the months, such as Primary 2 during both break and lunch times. The overall trend indicates a shift towards increased use of reusable plastic bags and water bottles by May for several classes, especially for break times.

