

Major Target : To encourage less waste in our school

To encourage all children to use litter bins provided

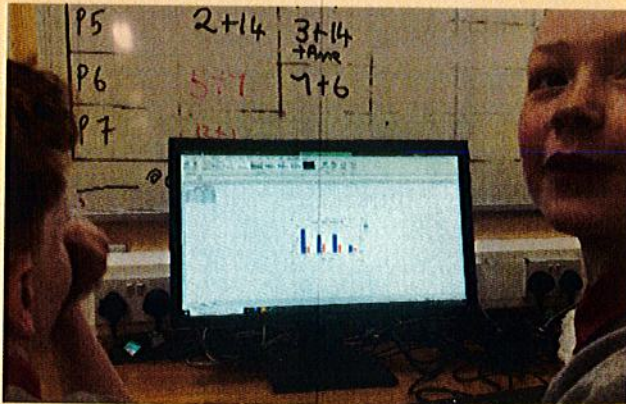

To encourage less waste of paper .

Mid-Year Results!

Well done everyone!! We should all be very proud of the effort we have made. We have made a tremendous effort to reduce the amount of waste paper in our school . Have a look at the bar graphs prepared by P.6 to compare how much waste paper your class has recorded this year compared to last year.



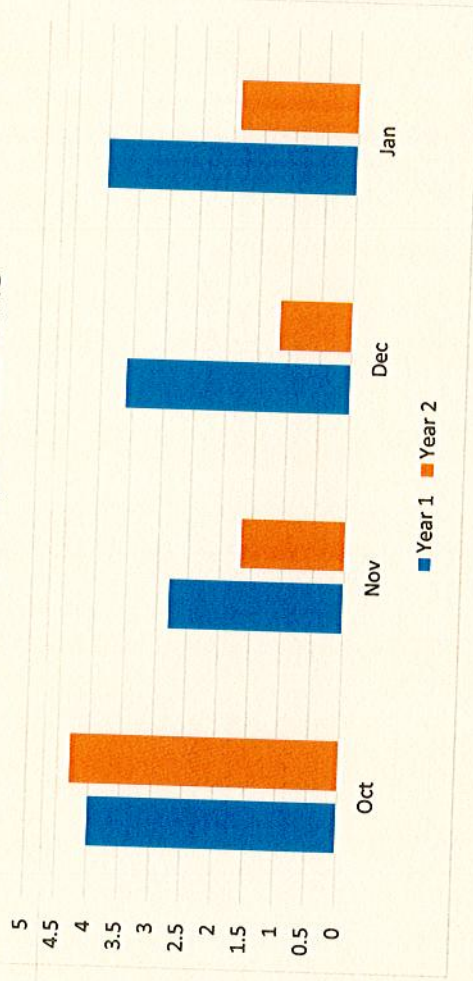
The children in P.6 used 'Excel' to produce graphs for each class to show how much waste paper had been recorded for each year.



PIC•COLLAGE

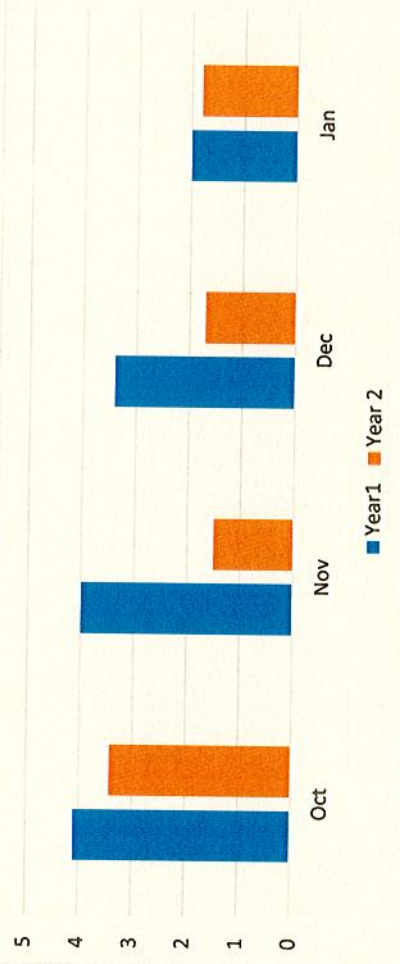
Primary 1 Paper Waste In KG		
	Year 1	Year 2
Oct	4	4.3
Nov	2.8	1.67
Dec	3.6	1.16
Jan	4	1.9

Primary 1 Paper Waste in KG

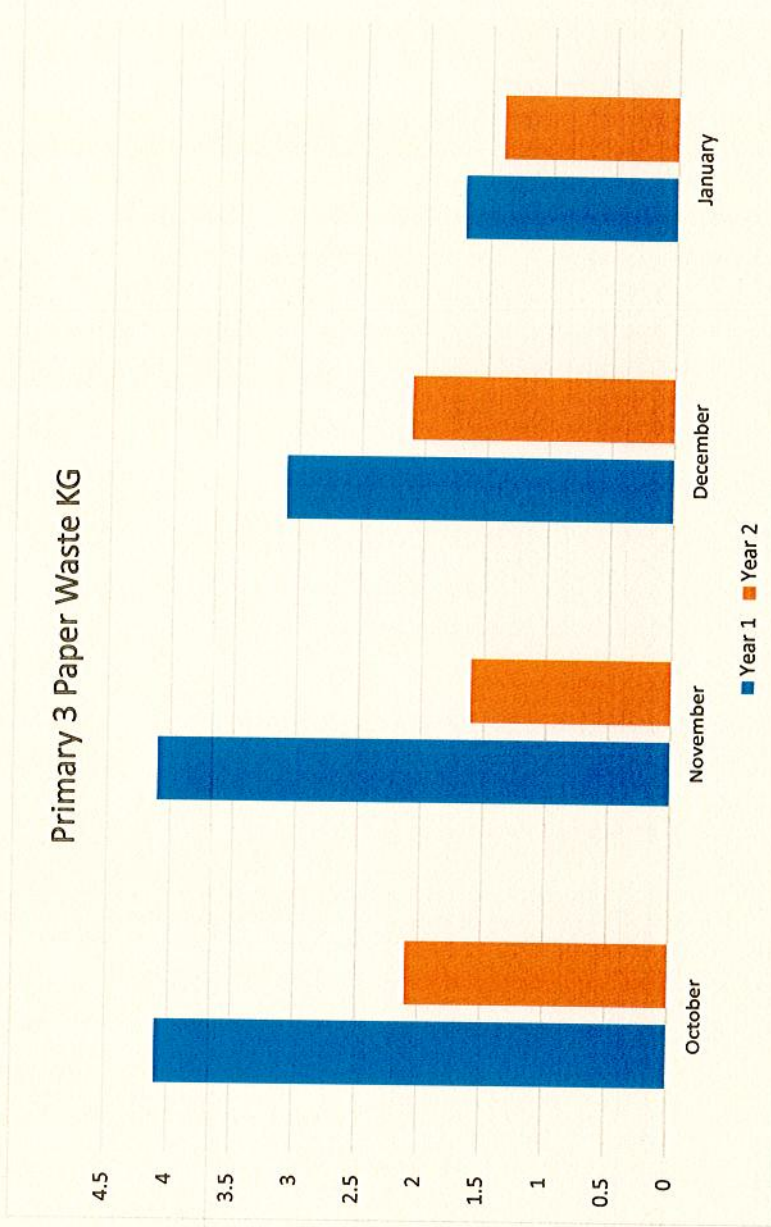


Primary 2 Paper Waste in KG		
	Year1	Year 2
Oct	4.1	3.43
Nov	4	1.5
Dec	3.4	1.7
Jan	2	1.8

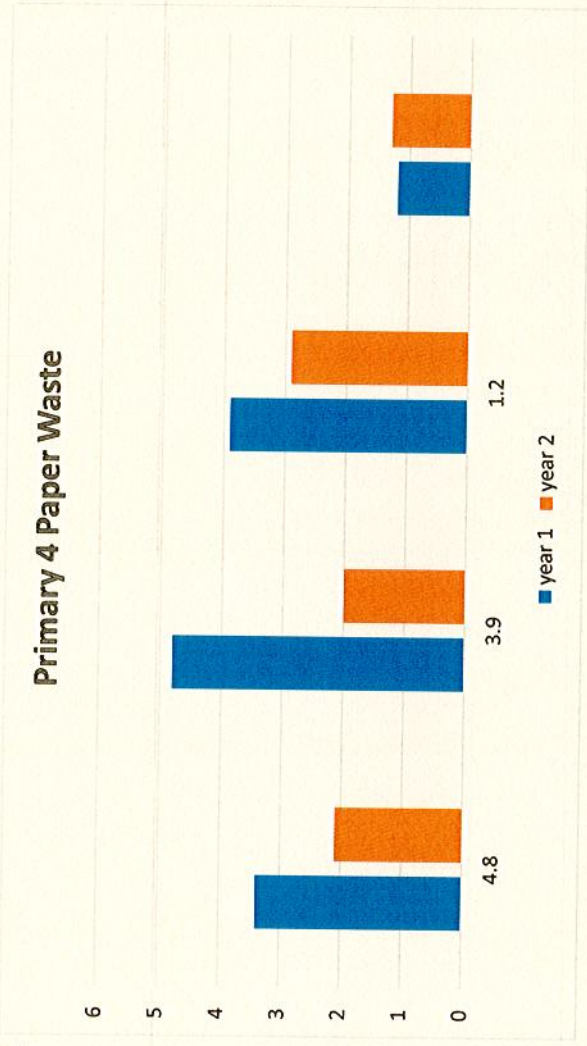
Primary 2 Paper Waste in KG



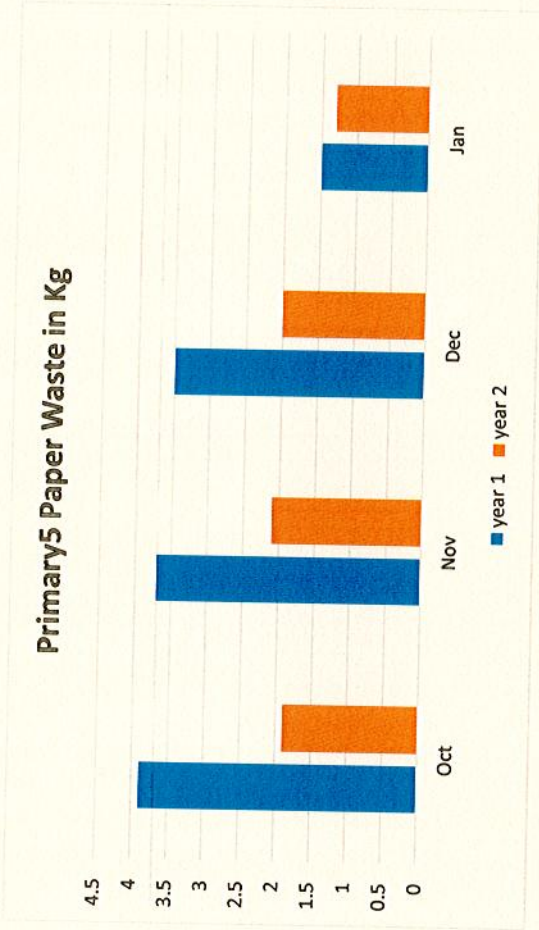
Primary3 Paper Waste KG		
	Year 1	Year 2
October	4.1	2.1
November	4.1	1.6
December	3.1	2.1
January	1.7	1.4



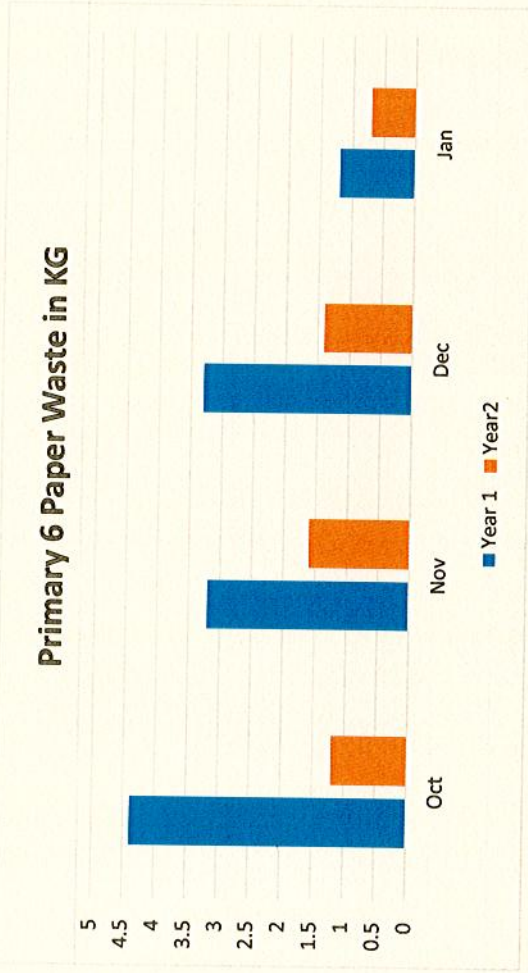
Primary 4 Paper Waste KG		
	year 1	year 2
Oct	3.4	2.1
Nov	4.8	2
Dec	3.9	2.9
Jan	1.2	1.3



Primary5 Paper Waste		
	year 1	year 2
Oct	3.9	1.9
Nov	3.7	2.1
Dec	3.5	2
Jan	1.5	1.3



Primary 6 Paper Waste in KG		
	Year 1	Year2
Oct	4.4	1.2
Nov	3.2	1.6
Dec	3.3	1.4
Jan	1.2	0.7



Primary 7 Paper Waste in KG		
	year 1	year 2
Oct	4	1.3
Nov	4.8	1
Dec	4	1
Jan	1.6	0.8

